

# MOVING HOME CHECKLIST

**Congratulations!** You've found your dream home and you've had your offer accepted! However, before you start choosing curtains, there are a few things you should organise and put in place.

## SIX WEEKS BEFORE YOU MOVE HOME

- Get removal quotes - speak to several removal firms so you have a good idea of the going rate and then decide on one.
- Consider having a gas engineer and electrician visit the property to test the services.
- Start to clean out cupboards and drawers to reduce the amount of clutter!
- Enquire with your chosen removal firm whether they can provide packaging materials.
- Advise your employer you are moving house and may need a day off at relatively short notice.

Make a full inventory of your possessions. Next, print off a floorplan of your new home so you can begin to plan where everything is going to go and what extras you may need!




## ONE MONTH BEFORE YOU MOVE HOME

Clear out the loft, garage and outbuildings. Sometimes these are 'out of sight, out of mind' do not leave it to the last minute.



- Label boxes accordingly so your removal firm know exactly where everything goes.
- Start packing up non-essential items and least used rooms.
- Notify telephone and internet providers and transfer your television license to your new address.

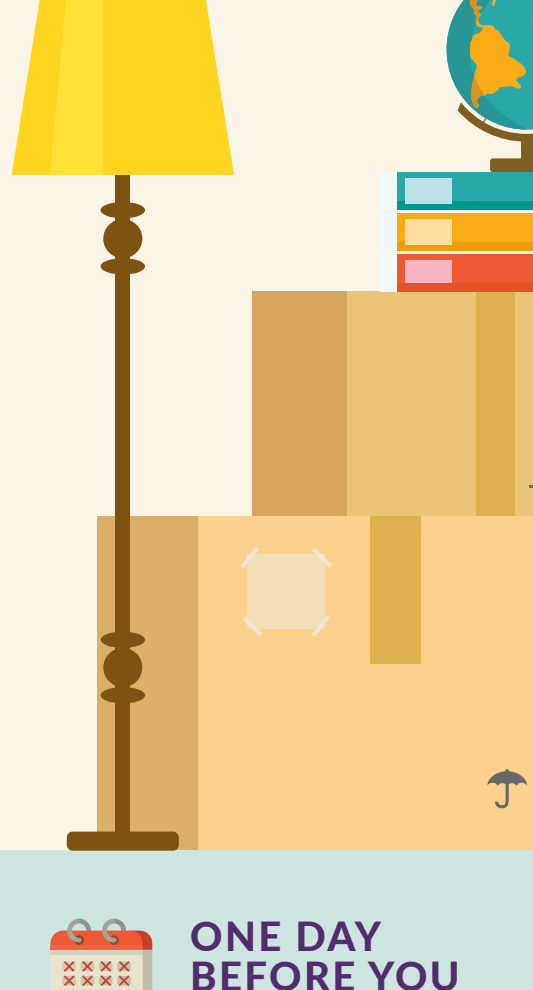


## TWO WEEKS BEFORE YOU MOVE HOME

- Update your employer on developments and the likely day you will need off.
- If you are a first-time-buyer consider not having the day off at all. Completion can take place anywhere between 9am and 5pm, it can be a long day of waiting around if the money is not received until the end of the day.
- Notify relevant utility companies and switch home insurance to your new home.
- Inform your bank/building society of your change of address along with any other providers that will need to know e.g. pension provider/benefits provider/insurance.
- Update your driving license and vehicle registration with your new address.



## ONE WEEK BEFORE YOU MOVE HOME



- Put important items somewhere safe and accessible, for example, passports, driving licenses, house deeds, wills, insurance papers, jewellery and cash.
- Finish as much of your packing as possible so you have everything ready to go.
- Cross-reference boxes to rooms - if you colour code the rooms on the floor plan of your new property to correspond with boxes this will make it easier for both you and your removal firm.
- Gather together keys for your current property.
- Arrange with the vendors of the property you are purchasing to pick up the keys from the house as opposed to the estate agent as this will avoid another stop, unless of course the property you are buying is empty.
- Defrost the fridge and freezer.
- Make sure any additional funds the solicitor needs for the day of completion are transferred and received.



## ONE DAY BEFORE YOU MOVE HOME

Pack a night bag for the family, that way you have your toothbrush, pyjamas, washbag, towels and bed linen handy once you've moved into your new home.




**Remember**  
Make one last check of all rooms, cupboards, loft, garage and outbuildings.

Confirm any deliveries you have arranged to arrive at your new home tomorrow.

Ensure all services you are using have your contact numbers and your mobile phone is fully charged for the day!



## MOVING DAY

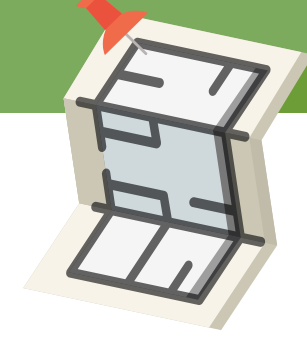


- Give your movers copies of emergency contact details and directions to your new house along with your colour coded plan for the rooms in the new property and corresponding packing boxes.
- Leave all the sets of keys as arranged for the new owners.
- Keep copies of contact details for your conveyancer, estate agent and removal company to hand, you never know when they might be needed!
- Check all windows are secure and utilities are switched off.

- Record all utility meter readings for water, electricity and gas. We recommend taking a photo of the meters with your mobile phone.
- Identify fragile boxes and items going with you in the car to your removals team.
- If your removal firm has not finished by the time you receive the call ensure one person stays until they have finished packing to check the packing inventory - make sure you are happy everything is accounted for as you will have to sign as confirmation.

## ORGANISING AND SETTLING IN YOUR NEW HOME


After months of preparation, you have done it. You're in your new home! Try not to rush to unpack everything at once. You may need a few days to settle in and get to know your surroundings.



Confirm what is to be moved where and any special instructions to your removal company - make sure you have one person ready and available at the new property to guide them around the house.



Account for each item on your inventory - check for any damaged and missing items. Only sign it once you are happy. Do a quick inventory of items the previous owner suggested they would leave or you have agreed to purchase.



Plug in your appliances such as fridges and freezers, get the boiler and the heating up and running and finally make the beds, you will be ready for a good night's sleep!

## ENJOY YOUR FIRST NIGHT IN YOUR NEW HOME

Order a takeaway and put your feet up. The unpacking can wait until tomorrow!

**Feeling Hungry?**

Order a takeaway, grab a drink and put your feet up for a well-deserved rest!

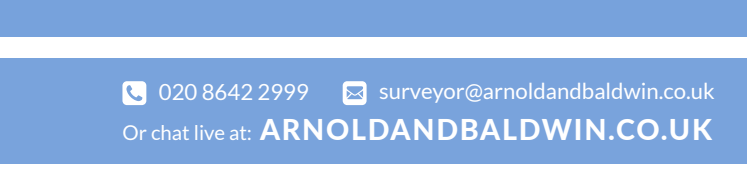
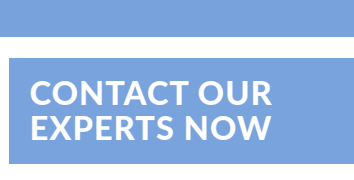


After months of preparation, you have finally done it! Now is the time you can sit back and laugh about all the ups and downs of the last few months.

CONTACT OUR EXPERTS NOW

020 8642 2999 | [surveyor@arnoldandbaldwin.co.uk](mailto:surveyor@arnoldandbaldwin.co.uk)

Or chat live at: [ARNOLDANDBALDWIN.CO.UK](https://www.arnoldandbaldwin.co.uk)



Chartered Surveyors

HONEST approachable EXPERTS

020 8642 2999